

# 7886 WD

## REVISIONS

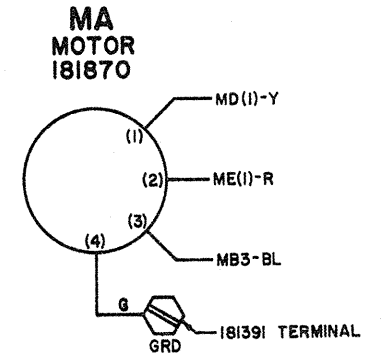
ISSUE	DATE	AUTH. NO.
1	2-23-66	17470-R
- 2	3-29-66	90790
- 3	11-3-66	92300 RC

### NO. NOTES

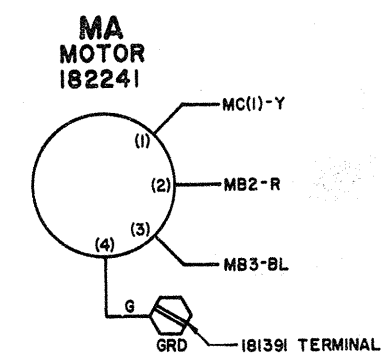
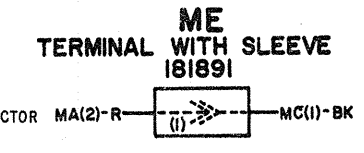
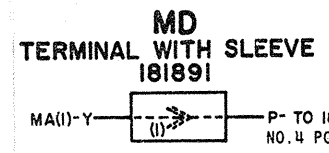
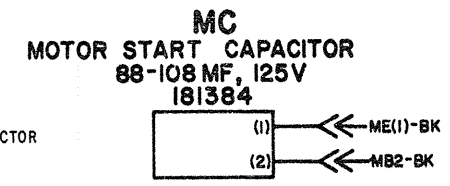
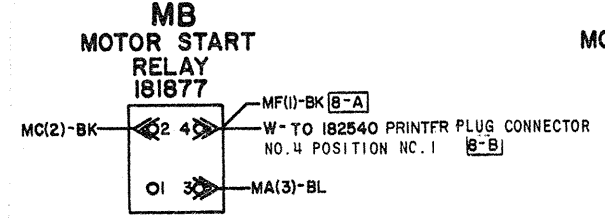
- WIRING LEGEND:**
- WIRE COLOR CODE:**  

W-WHITE	BL-BLUE
BK-BLACK	BR-BROWN
O-ORANGE	P-PURPLE
Y-YELLOW	S-SLATE
G-GREEN	R-RED
- TERMINALS DESIGNATED ( ) DO NOT APPEAR ON COMPONENT
- FOR TELETYPE PERSONNEL REFERENCE: SPECIFICATION 9014S FOR 181870 MOTOR SPECIFICATION 9120S FOR 182241 MOTOR SPECIFICATION 8713S
- ASSOCIATED UNIT ACTUAL WIRING DIAGRAMS: 7883 WD PRINTER-RECEIVE ONLY-UP800 7884 WD PRINTER-UP800, 801, 802, 803, 820 7885 WD KEYBOARD-UK800, 804 7887 WD TAPE READER-UX800, 801 7888 WD CALL CONTROL-UCC-3 7889 WD CALL CONTROL-UCC-4(R.O.) 4970 WD SELECTOR MAGNET DRIVER
- USE 182673 CABLE ASSEMBLY
- FOR SCHEMATIC WIRING DIAGRAMS SEE: 7882 WD KSR-ASR. 7881 WD R.O.
- FUSEHOLDER ADDED TO PROVIDE FUSE PROTECTION FOR MOTOR CIRCUIT
- WIRING STATUS:**  
 RECTANGULAR BOX INDICATES HISTORY OF WIRING CHANGES  

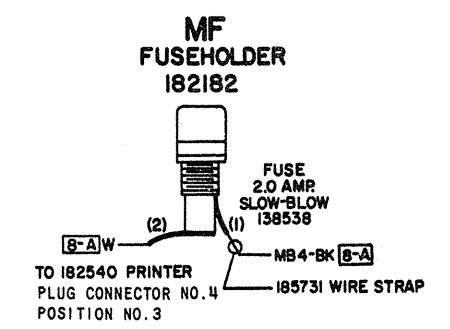
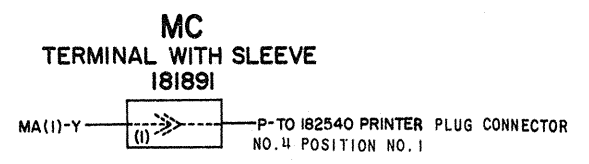
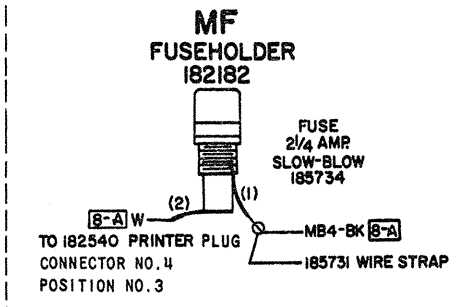
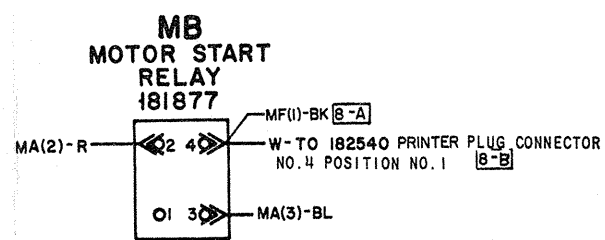
B - DENOTES WIRING BEFORE THE CHANGE DESCRIBED BY THE DESIGNATED NOTE ENTERED THE PRODUCT.  
 A - DENOTES WIRING AFTER THE CHANGE DESCRIBED BY THE DESIGNATED NOTE ENTERED THE PRODUCT.



181870  
SYNCHRONOUS MOTOR  
115 VAC-60 CYCLE 33 MHP



182241  
SYNCHRONOUS MOTOR  
115 VAC-60 CYCLE 33 MHP



ACTUAL WIRING DIAGRAM FOR MODEL 33 8 LEVEL MOTORS 181870 182241

### APPROVALS

D AND R *as* E OF M *as*

E-NUMBER

PROD. NO. 7886 WD

DATE 8-6-65

R.D. FILE NO. GA182AA

DRAWN R.H.B. CHKD *as*

ENGD. J.W.S. APPD. *as*

TELETYPE CORPORATION

3 7886 WD